




Director General CAA Norway:  
Lars E. de Lange Kobberstad



# Vision

---

Together for safe aviation

# Main objectives

## Safety

- Safe aviation through focused improvements

## Society

- Social and sustainable development of aviation for people and businesses

## Users

- Future driven and effective services focused on the user needs

## Employers

- An attractive workplace with highly competent employees for current and future challenges



# Main tasks

- Oversight
- Regulations
- Approvals
- Safety promotion
- Civil protection

# Resources

 Total annual budget: 265,3 mill. NOK

 Employees: 190

# Numbers

➤ Oversight entities: 7 154

➤ Aircraft: 1 228

➤ Certificates: 5 396

# Passenger Norway

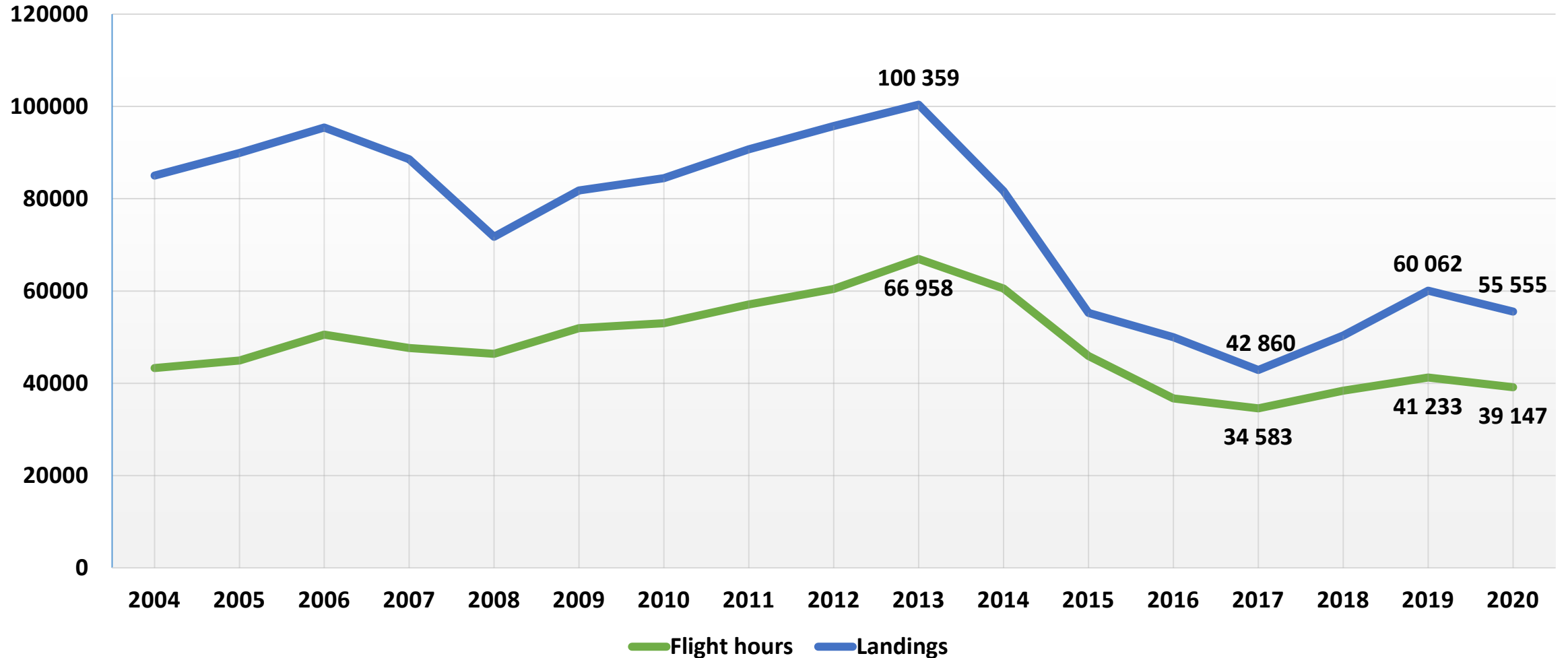


Passasjerer	August					YTD				
	2021	2020	2019	Endring 19-21	Endring 20-21	2021	2020	2019	Endring 19-21	Endring 20-21
<b>Domestic</b>	<b>1 855 322</b>	<b>1 294 491</b>	<b>2 626 464</b>	<b>-29,4%</b>	<b>43,3%</b>	<b>8 801 290</b>	<b>10 377 746</b>	<b>20 189 104</b>	<b>-56,4%</b>	<b>-15,2%</b>
Scheduled	1 851 473	1 290 460	2 624 508	-29,5%	43,5%	8 776 073	10 334 252	20 151 315	-56,4%	-15,1%
Charter	3 849	4 031	1 956	96,8%	-4,5%	25 217	43 494	37 789	-33,3%	-42,0%
<b>International</b>	<b>559 260</b>	<b>363 597</b>	<b>2 281 243</b>	<b>-75,5%</b>	<b>53,8%</b>	<b>1 566 836</b>	<b>4 492 963</b>	<b>15 602 791</b>	<b>-90,0%</b>	<b>-65,1%</b>
Scheduled	545 519	356 465	2 032 804	-73,2%	53,0%	1 531 700	4 238 781	14 256 027	-89,3%	-63,9%
Charter	13 741	7 132	248 439	-94,5%	92,7%	35 136	254 182	1 346 764	-97,4%	-86,2%
<b>Offshore</b>	<b>46 346</b>	<b>42 162</b>	<b>50 446</b>	<b>-8,1%</b>	<b>9,9%</b>	<b>356 935</b>	<b>337 482</b>	<b>390 460</b>	<b>-8,6%</b>	<b>5,8%</b>
<b>Sum</b>	<b>2 460 928</b>	<b>1 700 250</b>	<b>4 958 153</b>	<b>-50,4%</b>	<b>44,7%</b>	<b>10 725 061</b>	<b>15 208 191</b>	<b>36 182 355</b>	<b>-70,4%</b>	<b>-29,5%</b>

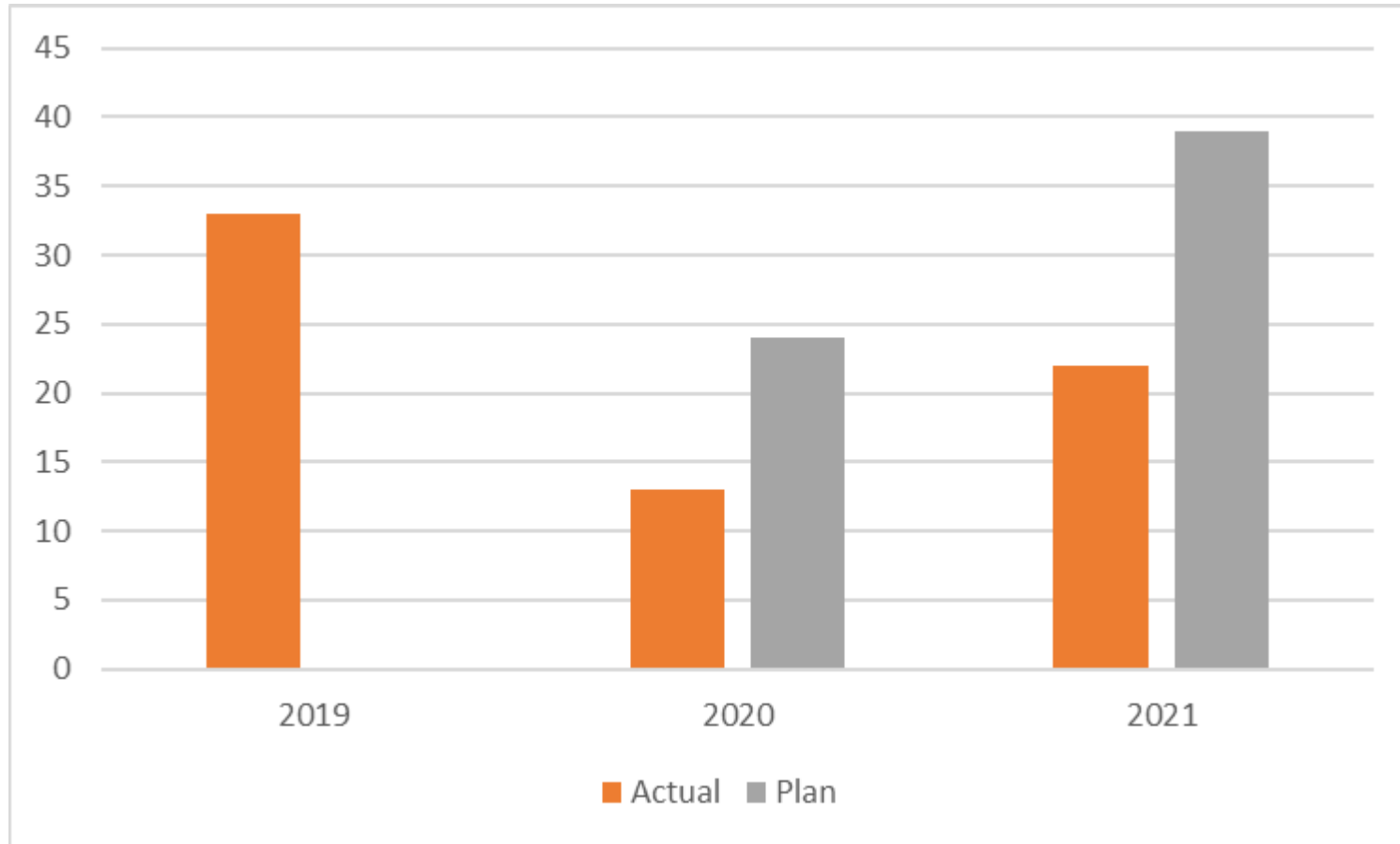
# Movements Norway

Flybevegelser	August					YTD				
	2021	2020	2019	Endring 19-21	Endring 20-21	2021	2020	2019	Endring 19-21	Endring 20-21
<b>Domestic</b>	<b>33 718</b>	<b>27 427</b>	<b>37 158</b>	<b>-9,3%</b>	<b>22,9%</b>	<b>211 487</b>	<b>205 643</b>	<b>288 586</b>	<b>-26,7%</b>	<b>2,8%</b>
Scheduled	32 322	26 181	36 041	-10,3%	23,5%	201 489	196 424	279 992	-28,0%	2,6%
Charter	669	528	408	64,0%	26,7%	4 626	3 720	4 311	7,3%	24,4%
Freight	727	718	709	2,5%	1,3%	5 372	5 499	4 283	25,4%	-2,3%
<b>International</b>	<b>7 071</b>	<b>5 660</b>	<b>18 649</b>	<b>-62,1%</b>	<b>24,9%</b>	<b>27 480</b>	<b>51 092</b>	<b>130 596</b>	<b>-79,0%</b>	<b>-46,2%</b>
Scheduled	5 847	4 755	16 134	-63,8%	23,0%	20 290	43 416	115 273	-82,4%	-53,3%
Charter	639	376	1 957	-67,3%	69,9%	2 355	3 486	10 911	-78,4%	-32,4%
Freight	585	529	558	4,8%	10,6%	4 835	4 190	4 412	9,6%	15,4%
<b>Offshore</b>	<b>3 407</b>	<b>3 168</b>	<b>3 598</b>	<b>-5,3%</b>	<b>7,5%</b>	<b>26 305</b>	<b>28 055</b>	<b>27 834</b>	<b>-5,5%</b>	<b>-6,2%</b>
<b>Sum movements</b>	<b>44 196</b>	<b>36 255</b>	<b>59 405</b>	<b>-25,6%</b>	<b>21,9%</b>	<b>265 272</b>	<b>284 790</b>	<b>447 016</b>	<b>-40,7%</b>	<b>-6,9%</b>
Other civil flights	11 393	10 957	10 588	7,6%	4,0%	71 580	61 294	72 203	-0,9%	16,8%
<b>Sum</b>	<b>55 589</b>	<b>47 212</b>	<b>69 993</b>	<b>-20,6%</b>	<b>17,7%</b>	<b>336 852</b>	<b>346 084</b>	<b>519 219</b>	<b>-35,1%</b>	<b>-2,7%</b>

# Flight hours and landings



# Oversights YTD 2021





# Compared to other sectors

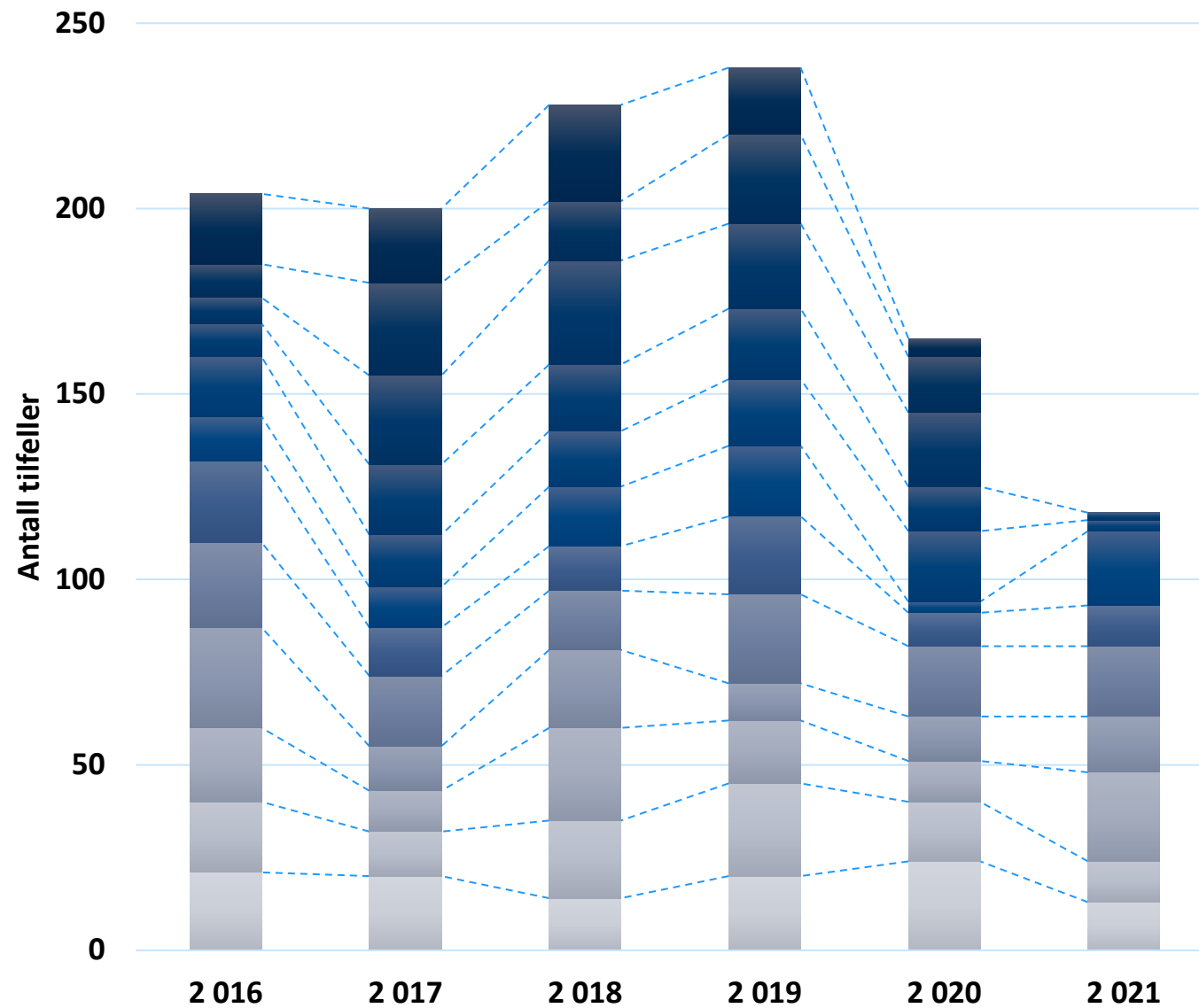
	Accident				Serious incidents				Personal injuries											
	YTD				YTD				YTD				YTD				YTD			
	2021	2020	2019	2018	2021	2020	2019	2018	2021	2020	2019	2018	2021	2020	2019	2018	2021	2020	2019	2018
									Fatal	Fatal	Fatal	Fatal	Serious	Serious	Serious	Serious	Minor	Minor	Minor	Minor
Scheduled flights FW				2	2	2		1			1					1	2	7	35	34
Other commercial oper. FW				2				1										1		
Non commercial FW	1																			
Offshore helicopter						2														
Domestic helicopter		2	3	2				3			6							3	1	2
Private aviation	4	11	12	10	5	1	1	3	1	2	4	7			2		2	3	6	3
RPAS		2	1	1										1						
<b>Totall</b>	<b>5</b>	<b>15</b>	<b>16</b>	<b>17</b>	<b>7</b>	<b>5</b>	<b>1</b>	<b>8</b>	<b>1</b>	<b>2</b>	<b>11</b>	<b>7</b>	<b>0</b>	<b>1</b>	<b>2</b>	<b>1</b>	<b>4</b>	<b>14</b>	<b>42</b>	<b>39</b>

## Offshore accidents and serious incidents

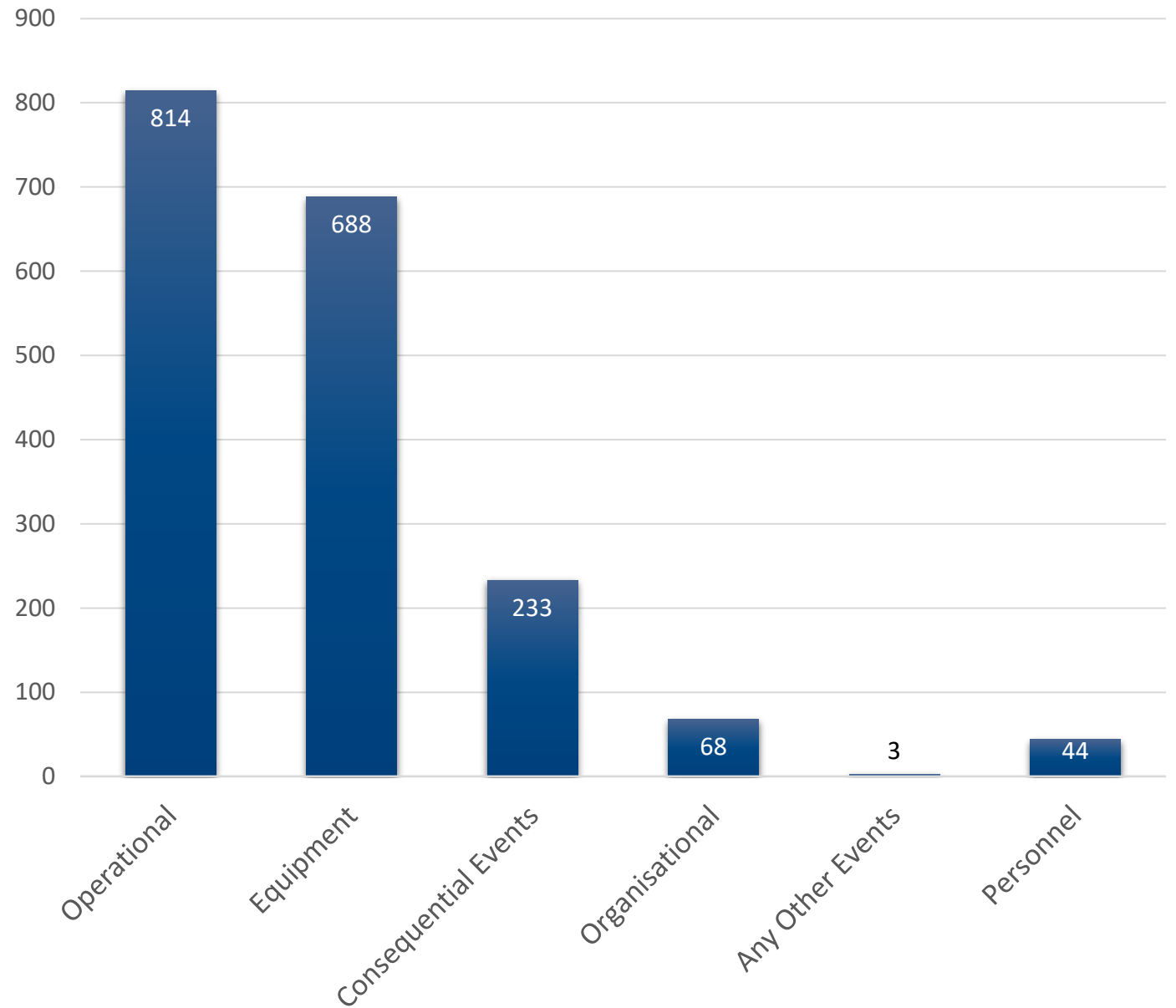
- No accidents since 2016: One fatal and one non-fatal accident
- Two serious incidents in 2020
  - None in 2021
  - The previous back in 2012



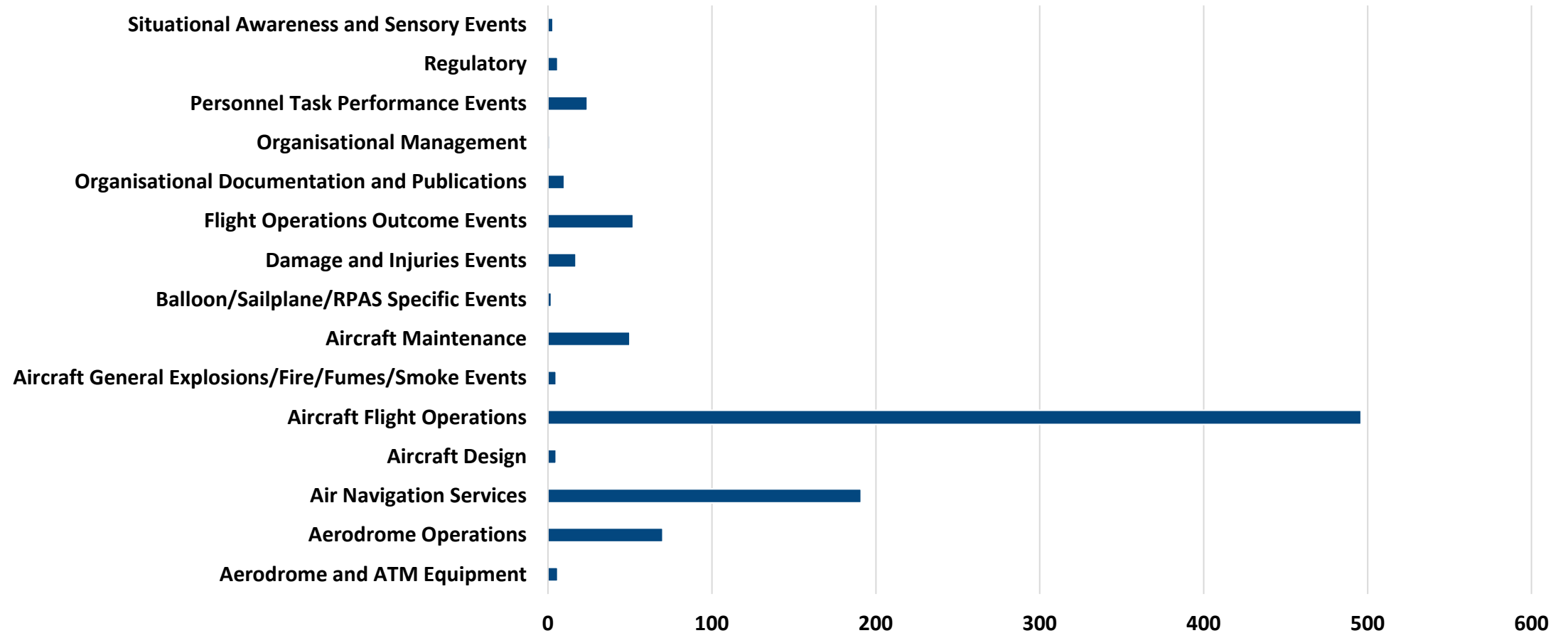
Occurrences  
with offshore  
helicopters  
involved



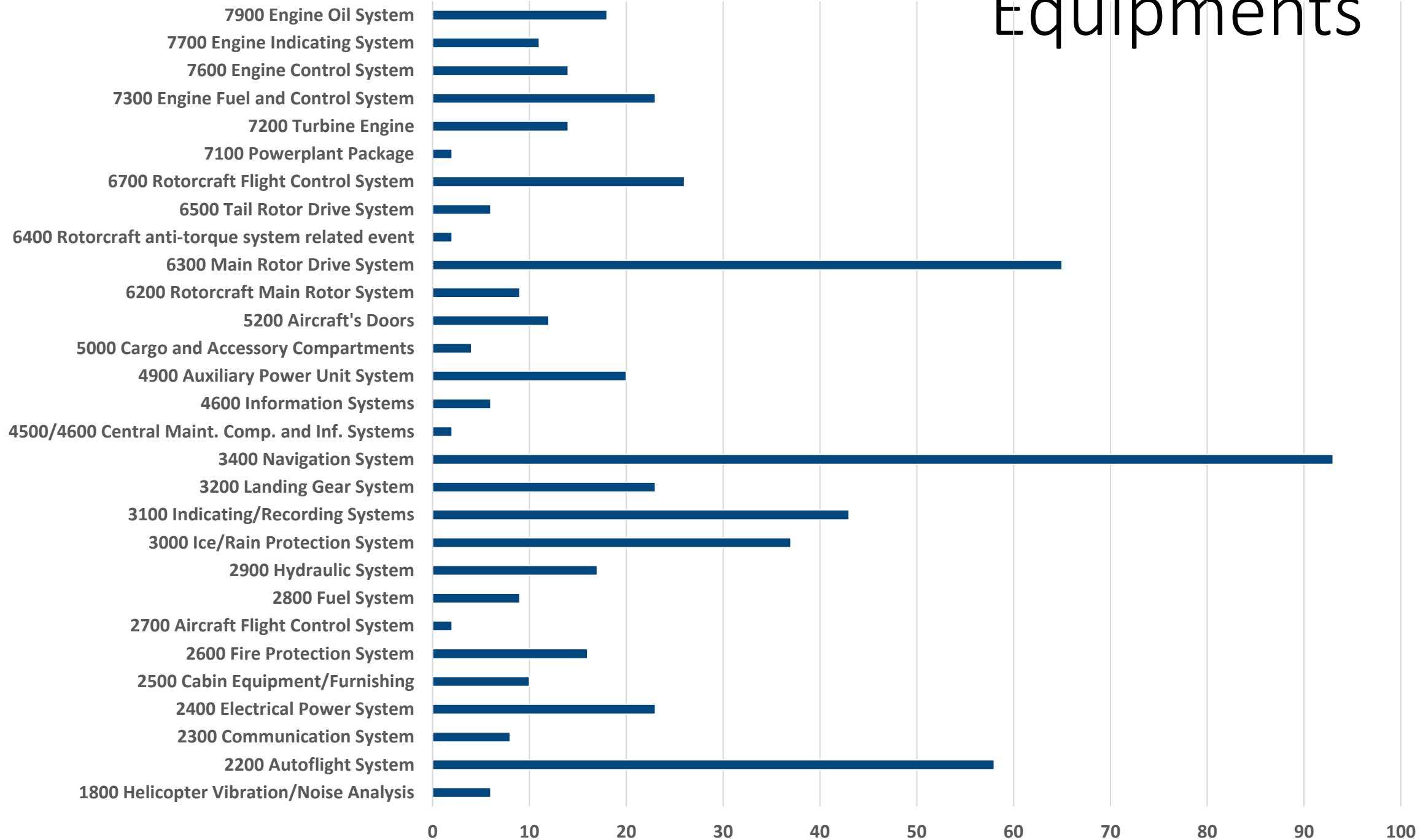
# Events per category (2016 – august 2021)



# Operational events (2016+)



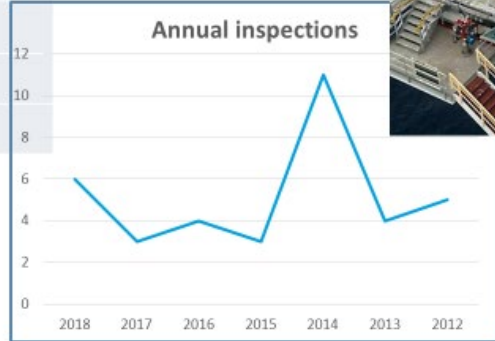
# Equipments




# Helidecks

## Helidecks in Norwegian sector

# of helidecks	
Fixed	46
Floating	8
SUT	59
	113



**More than 20 years between each inspection...!**



HELIKOPTERDEKK  
PÅ NORSK KONTINENTALSOKKEL  
– UTFORDRINGER OG LØSNINGER

Abstrakt

Arbeidsgruppen presenterer forvaltning av helikopterdekk på norsk kontinentalsokkel, sikkerhetsmessige utfordringer og forslag til løsning





**CAA NORWAY**

Thank you for your time.